



For almost two decades, the European Biotechnology Life Sciences and Industry Magazine has been covering the scientific, political and economic development of the biotech and bioPharma sectors in the 28 countries of the European Union as well as in Switzerland and Norway. With a circulation of more than 13,000 copies, the journal is the ideal platform for pan-European marketing campaigns to take advantage of the common economic area.

Published:
quarterly, 4 issues per year
Volume:
Volume 19, 2020

Cooperation partners / Industry networks:

European Biotechnology Network, MedTech Europe, LISA Vienna, Swiss Biotech Association, ASEBIO

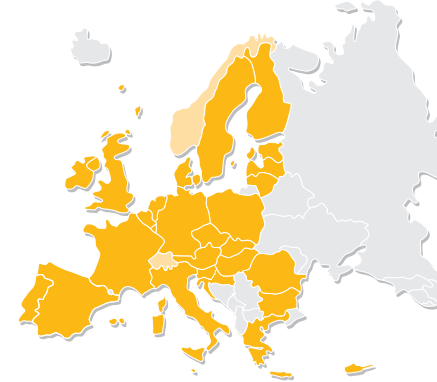
Mediapartner events:

BIO-Europe, AMR Conference, BioSpain, Life Science Baltics, BioFIT, Chem-spec Europe, CPhI, Analytica, EFIB, Nordic Life Science Days, PharmaLab Congress, Pharmapack EU, euroPLX, Swiss Biotech Day, etc.

Issue	Topics and Events	Booking	Publication
Spring 2020	Bioprocessing, Events: BEU Spring + Swiss Biotech Day 2020	3 Mar. 20	19 Mar. 20
Summer 2020	Event Preview Autumn 2020 – BioFairs Compass	5 June 20	18 June 20
Autumn 2020	CRO / CMO / Packaging, Events: CPhI Milan, BIO-Europe Munich 2020	11 Sep. 20	24 Sep. 20
Winter 2020	Event Preview Spring 2021 – BioFairs Compass, Event: Pharmapack Europe 2021	6 Nov. 20	19 Nov. 20

Geographic coverage:

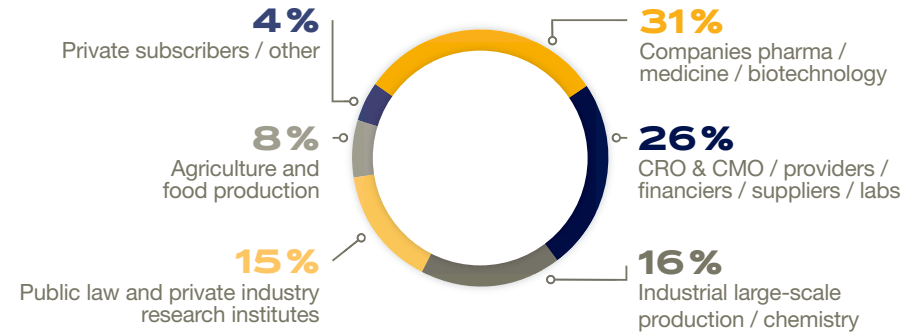
- Western Europe (GB, IRL, F and BeNeLux) 24 %
- Central Europe (D, A and CH) 20 %
- Southern Europe (P, E, I, GR, M and CY) 19 %
- Northern Europe (S, FIN, DK and NOR) 15 %
- Eastern Europe (PL, CZ, SK, HR, HUN, SLO, LIT, LET and EST) 14 %
- Other regions (USA, CDN, J and IND) 8 %



Circulation:

- Print run 13,400
- Copies sold (subscriptions and part of membership package). 7,820
- Complimentary copies (for trade shows, fairs, etc.). 5,230
- Other, archive, and author copies 350

Recipients by sectors:

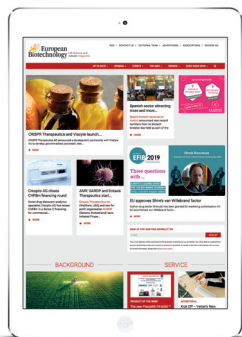


Recipients by position (Top 3):



european-biotechnology.com

WEB



Visits: monthly **31,250**

Page impressions: monthly **45,920**

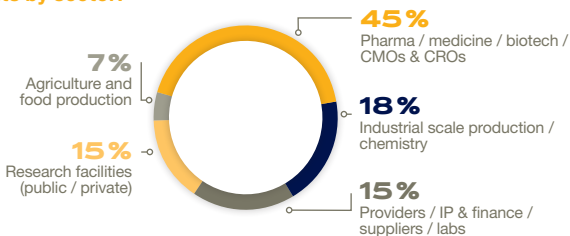
Users:
 Europe 71 %
 Northern America 19 %
 Asia 8 %
 Others 2 %



eNewsletter

Frequency: . . weekly
 Subscribers: . . 19,270

Recipients by sector:



Recipients by function:

